


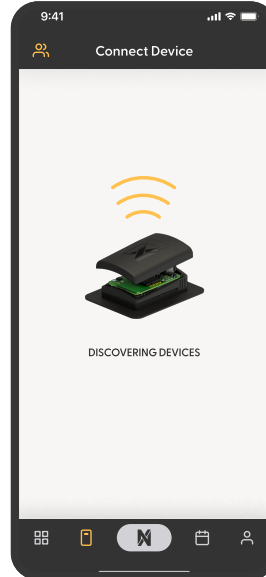
1. Athlete-Mobile App Features



Switch to your Organization

You have the option to switch between various organizations, transitioning from your personal account to your organization. While on the dashboard view, simply swipe left to access a list of all organizations and proceed to switch accounts.

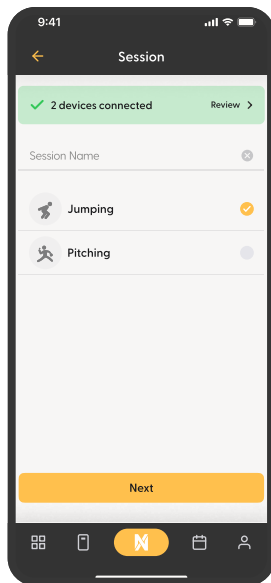
[Watch Video](#)



Connect Device/Edit Device

To connect a device, click the module tab (second to the left) and scan for your device. Previously connected devices will be saved here to quickly connect

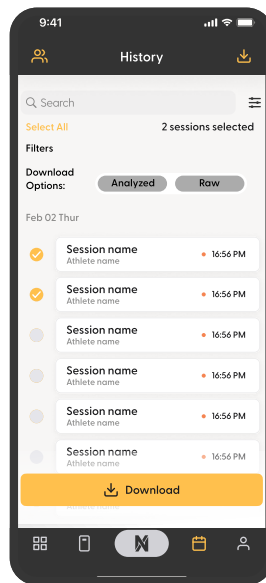
[Watch Video](#)



Start Session

To begin a session, go ahead by clicking the yellow button. You'll be prompted to select the activity you'll be engaging in during the session. Once you've clicked, you can now start your session.

[Watch Video](#)



Download Data

Once a session is complete, view any previous session by clicking the calendar icon at the bottom right (second to the right) and selecting which session you want to review.

[Watch Video](#)